

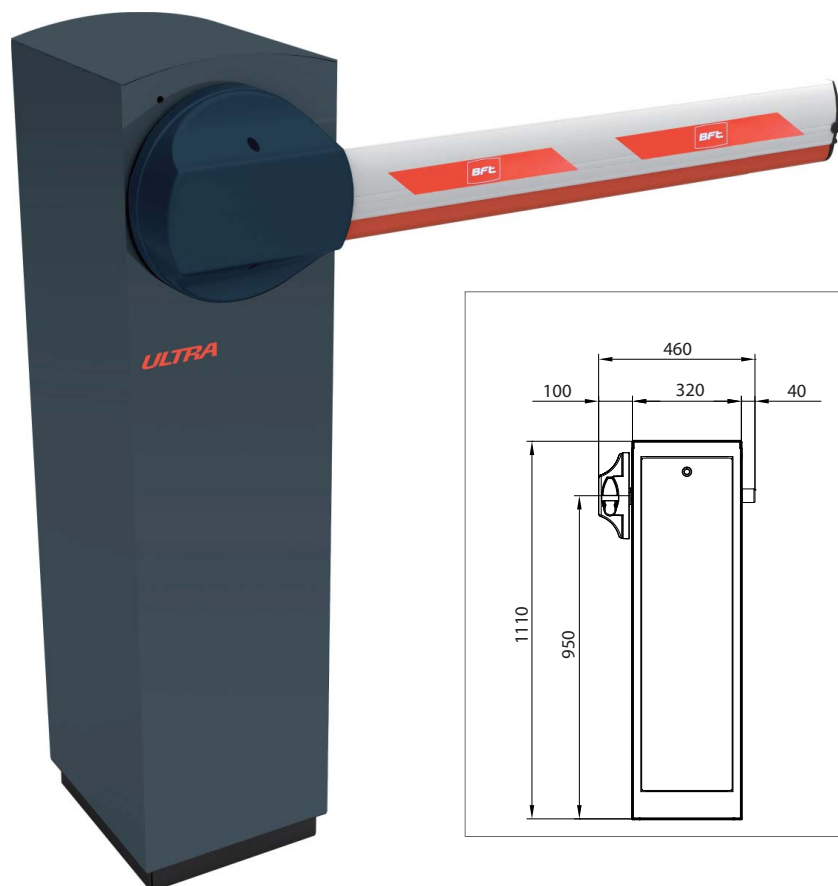


## PRODUCT DATASHEET

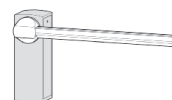
# MAXIMA ULTRA 35

### Automatic electromechanical barrier

Designed for parking areas with frequent transit and motorways access.



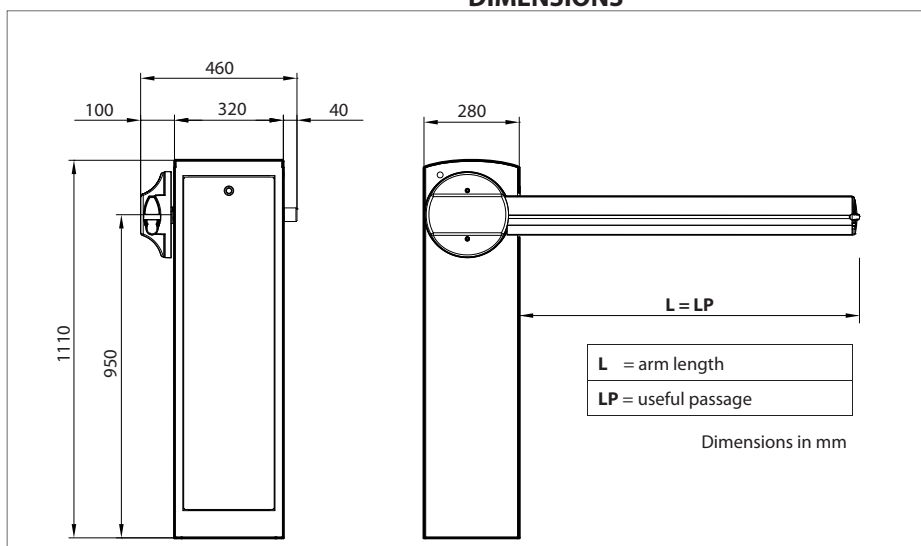
RIGHT barrier



LEFT barrier



### DIMENSIONS



- Self-supporting steel structure, cathaphoresis treated and powder paint coated (optional stainless steel)
- Double exit shaft for easy left/right arm mounting
- Opening time: **from 0.7 to 3.0 s**
- Maximum frequency: **20 000 operations/day** for arm length up to 3m  
**5 000 operations/day** for arm length up to 5m
- MCBF: **5 000 000 cycles**
- Slowdown in opening and closing, three-phase inverter for motor speed adjustment
- Configurable obstacle detection (encoder)
- Rod/crank mechanism
- Supplied with installation template
- Self-cooled gear reduction in oil bath, ventilated, asynchronous, three-phase motor 1-phase 230 Vac, available 1-phase 115 Vac  $\pm$  10%, 50-60 Hz
- Opening manual with knob, inside the structure
- Compatible with automatic opening kit in case of power supply loss
- Internal control unit, option for TCP/IP and RS485 interfaces

### REFERENCE STANDARDS

2004/108/CEE; 93/68/CEE ( EN55014-1; EN55014-2 ) • Electromagnetic Compatibility  
2006/95/CEE; 93/68/CEE ( EN60335-1(2002) ) • Low voltage  
2006/42/CEE ( EN60204-1 ) • Machinery directive  
99/5/CEE ( ETSI EN 301 489-3 (2002) + ETSI EN 301 498-1 (2005); ETSI EN 300 220-2 (2006) )  
Radio set (tested with the electronic control unit CSB Xtreme)

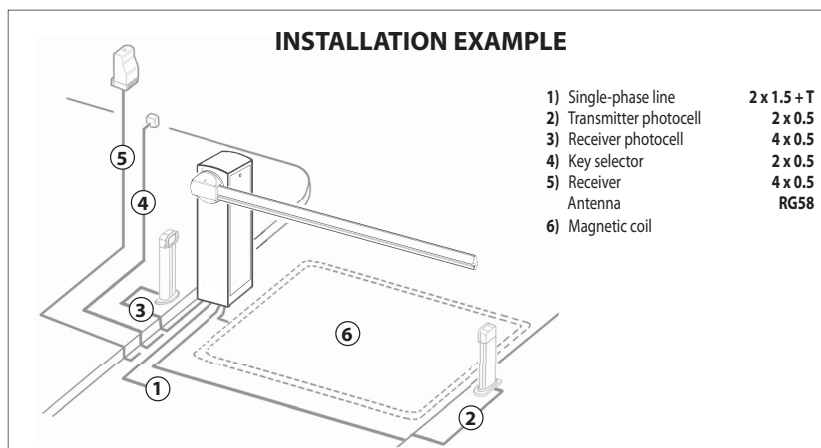
TECHNICAL-ENVIRONMENTAL MAIN FEATURES	
Barrier size	320 x 280 x h.1110 mm; steel
Road passage	1.7...5.0 m
Finishing	Cataphoresis, powder paint RAL7015 standard, other colours on request *
Foundation	Concrete, 500 x 500 x h.400 mm
Motor	Self-cooled oil-bath gear reduction, rod/crank
Obstacle detection	Configurable (encoder)
Lock	Mechanic
Unlock	Manual with knob, inside the structure Compatible with automatic opening kit in case of power supply loss
Opening time	from 0.7 to 3.0 s (adjustable)
Operating ambient temperature	-30°C ** +60°C
Operating humidity	up to 100%
IP grade	IP65
Total barrier weight	~70 Kg

\* option, AISI304 or AISI316

\*\* With integrated heater active

ELECTRICAL FEATURES	
Control unit	CSB Xtreme
Power	1-phase 230 Vac ±10%, 50-60 Hz 1-phase 115 Vac ± 10%, 50-60 Hz versions available
IP grade	IP54
Operating ambient temperature	-30°C ** +60°C
Operating humidity	up to 95%, non condensing
Power consumption	370 W (50Hz)
Signalling	LED lights on the arm
Sensor inputs	<ul style="list-style-type: none"> <li>• Photocell</li> <li>• Boom pushed (special breakable boom)</li> <li>• UPS</li> <li>• Emergency stop from front panel</li> </ul>
Local/Remote control	<ul style="list-style-type: none"> <li>• Digital inputs</li> <li>• Radio remote control (RX on board, TX optional)</li> <li>• RS485, TCP/IP (optional)</li> </ul>

For system composition and installation refer to the regulations in force in the country where the system is being installed.



## ITEM SPECIFICATION

Automatic electromechanical barrier for intensive use for passage from 1.7 to 5.0 m. Dimensions 320 x 280 x h.1110 mm. Self-supporting steel structure, cataphoresis treated and powder paint coated. IP65. Internal control unit, compatible with TCP/IP and RS485 interfaces. Self-cooled gear reduction in oil bath, ventilated, rod/crank mechanism and slowdown in opening and closing. Operating ambient temperature up to -30°C +60°C. Maximum frequency: 20 000 operations/day for arm length up to 3.0 m, 5 000 operations/day for arm length up to 5.0 m. MCBF: 5 000 000. Electric motor power 230 Vac (±10%), 50-60Hz. Power consumption 370W. Opening time: from 0.7 to 3 s. Configurable obstacle detection (encoder). Spring balance. Manual unlock inside the structure.

